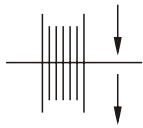
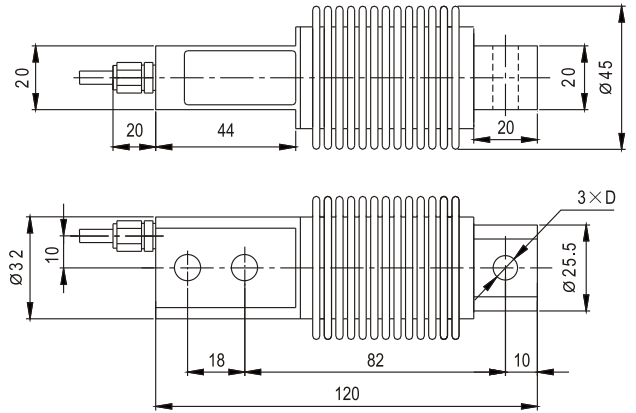


# BL01

## Load cells 称重传感器

BL01:10kg...500kg



料斗秤、皮带秤、配料系统  
Opper scale,belt scale,blending system

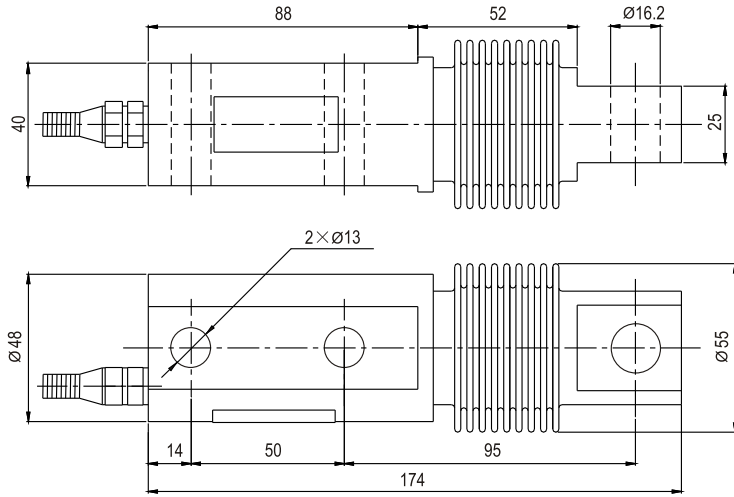
Emax[kg]	D
10,20,50,75,100,200,250	∅ 8.2
300,500	∅10.2

### Specifications 技术说明 Exc+激励正 (Red,红);Exc-激励负(Black,黑);Sig+信号正(Green,绿);Sig-信号负(White,白)

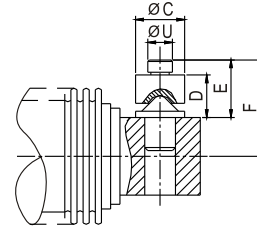
Item 项目	Unit 单位	Parameter 参数	
Accuracy class to OIML R 60 精度等级		C2	C 3
<b>Maximum capacity (Emax) 额定载荷</b>	<b>kg</b>	<b>10,20,50,75,100,200,250,300,500,1000</b>	
Minimum LC verification interval (Vmin) 最小检定分度值	% of Emax	0.0200	0.0100
<b>Sensitivity (Cn) / Zero balance 灵敏度/零点平衡</b>	<b>mV/V</b>	<b>2.0 ± 0.002 / 0 ± 0.02</b>	
Temperature effect on zero balance (TK0) 温度对零点影响	% of Cn/10K	±0.02	±0.0170
Temperature effect on sensitivity (TKc) 温度对灵敏度影响	% of Cn/10K	±0.02	±0.0170
Hysteresis error (dhy) 滞后误差	% of Cn	±0.0270	±0.0180
Non-linearity(dlin) 非线性误差	% of Cn	±0.0250	±0.0167
Creep(dcr) over 30 min. 蠕变及蠕变恢复	% of Cn	±0.0233	±0.0167
<b>Input (RLc) &amp; Output resistance (Ro) 输入&amp;输出电阻</b>	<b>Ω</b>	<b>400 ± 10 &amp; 352 ± 3</b>	
<b>Nominal range of excitation voltage (Bu) 额定电压</b>	<b>V</b>	<b>5~12</b>	
Insulation resistance (Ris) at 50Vdc 绝缘电阻	MΩ	≥5000	
Service temperature range (Btu) 工作温度	℃	-30...+70	
Safe load limit (EL) & Breaking load(Ed) 安全承载&破坏载荷	% of Emax	120 & 200	
<b>Protection class according to EN 60 529 (IEC 529) 保护等级</b>		<b>IP68</b>	
Material :Measuring element 材料: 弹性体 Cable fitting 电缆配件 Cable-sheath 电缆护套		Stainless or alloy steel Stainless steel or nickel-plated brass PVC	

Maximum capacity (Emax) 额定载荷	kg	10	20	50	75	100	200	250	300	500	1000
Deflection at Emax (snom), approx 最大载荷下的变形量	mm	0.31						0.39	0.55		
Weight(G), approx 重量	kg	0.5								1.9	
Cable 电缆: Diameter 直径: ∅5mm Length 长度	m	3									5

BL01:1000kg

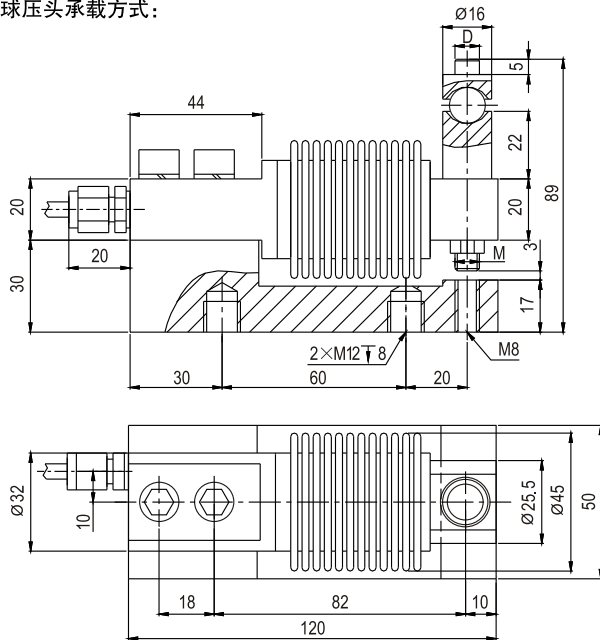


Cone and conical pan for Emax 10kg...1t.  
圆锥头，圆锥面承载方式



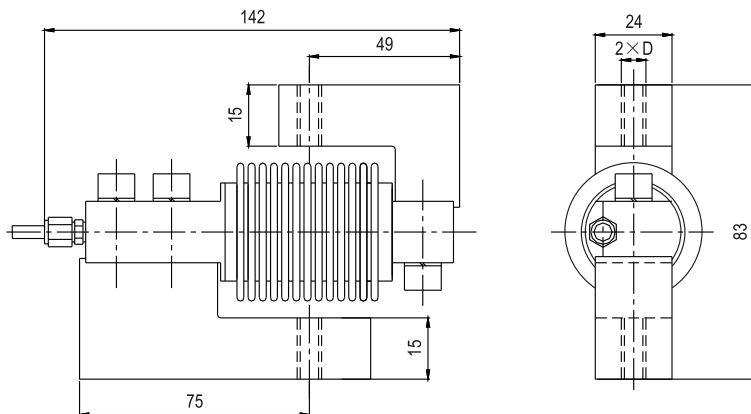
Emax	C	D	E	U	X
5~200kg	15	16	21	$8.1_{-0.05}^0$	26
300,500kg	18	24	32	$11_{-0.05}^0$	34
1t	18	24	32	$11_{-0.05}^0$	36.5

BL01(10kg~500kg) 钢球压头承载方式:



Emax[kg]	D	M
10,20,30,50,75 100,200,250	$\phi 8$	M8
300,500	$\phi 10$	M10

BL01(10kg~500kg) 拉式附件结构图



Emax[kg]	D
10,20,30,50,75 100,200,250	M8
300,500	M10